

Single Post Mount P90

PRODUCT NUMBER

2889

DIMENSIONS

90" H x 3" W x 2.25" D

INSTALLATION METHOD

Direct burial 30" minimum recommended.

SYSTEM USES

Available for all signs.

CONSTRUCTION

(2) 2.25" x 3" extruded aluminum post with end caps, 90" in length for direct burial. Includes mounting extrusion and set screw.

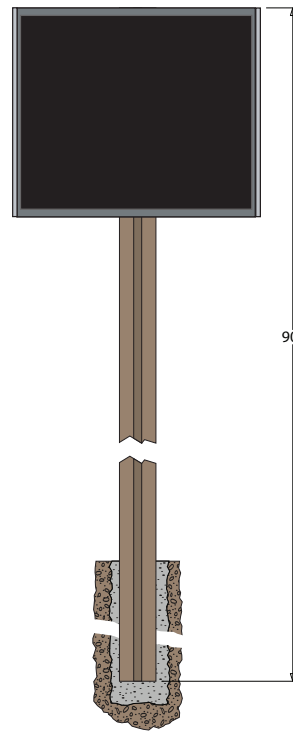
FINISH

Standard Cabinet Color: Duranodic Bronze
Custom colors available upon request

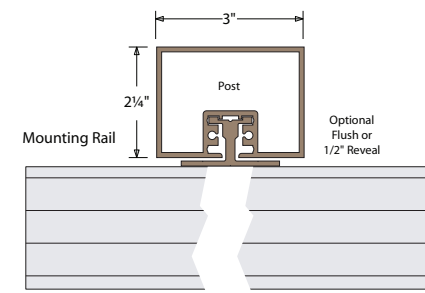
Product View

NOTE: Sign image may not exactly represent the finished product. For illustration purposes only.

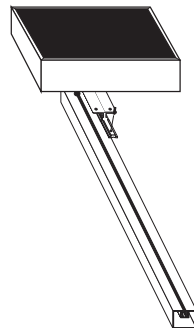
Front View



Top View



Installation

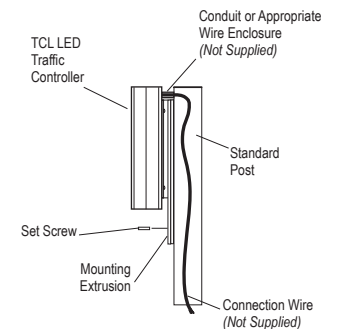


Center or Double Post Mount

- Lay the post(s) on ground, slide cabinet with mounting extrusion already attached into post slot.
- Align the cabinet flush with top of the post(s).
- Tighten the set screw in the mounting extrusions and fasten the post cap on the post(s).
- Dig one or two 8" diameter by 30" deep holes, insert sign and fill hole with concrete.
- Level the sign both horizontally and vertically.



Note: Make appropriate wiring connections per local codes.



Trans-Tech
4999 Pittsburgh Ave.
Erie, PA 16509
Phone: (888) 811-7010
Fax: (814) 836-8401
Email: sales@transportation-tech.com
Website: www.transportation-tech.com



Proudly Made in the USA