

# Single Post Mount w/ Baseplate P60B

## PRODUCT NUMBER

2888

## DIMENSIONS

60" H x 6" W x 6" D

## INSTALLATION METHOD

Mount to solid surface using appropriate fasteners using 6" x 6" baseplate.

## SYSTEM USES

Available for all signs.

## CONSTRUCTION

(1) 2.25" x 3" extruded aluminum post with end cap, 60" in length with welded aluminum 6" x 6" baseplate. Includes mounting extrusion and set screw.

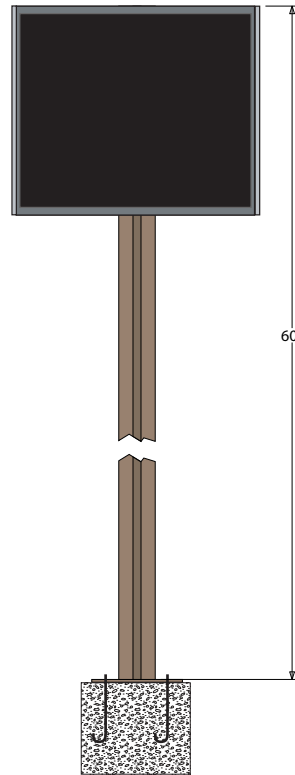
## FINISH

Standard Cabinet Color: Duranodic Bronze  
Custom colors available upon request

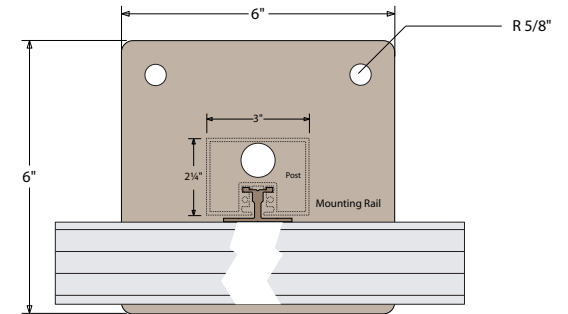
## Product View

NOTE: Sign image may not exactly represent the finished product. For illustration purposes only.

Front View



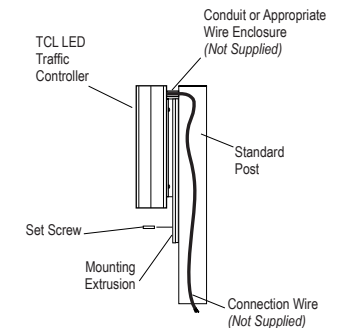
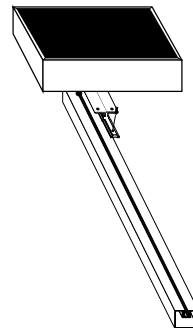
Top View



## Installation

### Single Post Mount

- Lay the post(s) on ground, slide cabinet with mounting extrusion already attached into post slot.
- Align the cabinet flush with top of the post(s).
- Tighten the set screw in the mounting extrusions and fasten the post cap on the post(s).
- Embedd "J" hooks into foundation allow to cure and mount posts using appropriate fasteners.



**⚠ Note:** Make appropriate wiring connections per local codes.

**Trans-Tech**  
4999 Pittsburgh Ave.  
Erie, PA 16509  
Phone: (888) 811-7010  
Fax: (814) 836-8401  
Email: sales@transportation-tech.com  
Website: [www.transportation-tech.com](http://www.transportation-tech.com)



Proudly Made in the USA