

Direct-View LED Traffic Controller TCL1418GR-F107

PRODUCT NUMBER

23680

CABINET DIMENSIONS

14" H x 18" W x 2.5" D

ILLUMINATION SOURCE

Super bright, wide viewing angle LEDs
Available in green, red, blue, amber, and white LEDs
Messages "blankout" when turned off, eliminating confusion
Long life, solid state lighting

ELECTRICAL

Integrated solid state power supply
Standard Voltage: 120 VAC, Optional Voltages: 9-36 V, 240 VAC, 277 VAC
Maximum amps per lighted message (at 120 V) shown in the table below
UL/CUL approved for wet locations

CONSTRUCTION

Faces: Single Faced Sign
Extrusion (TCL): Slim line continuous, corrosion resistant, aluminum housing 2.5" deep
Face Material: Impact Resistant, smoked tinted Polycarbonate 1/8" thick.

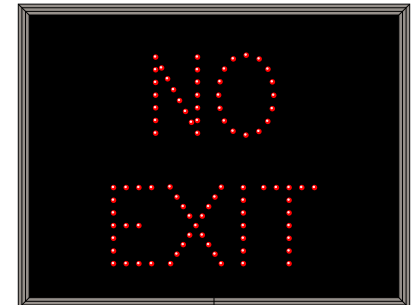
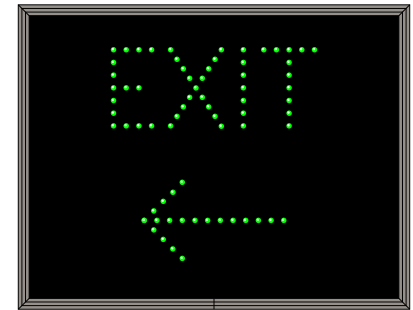
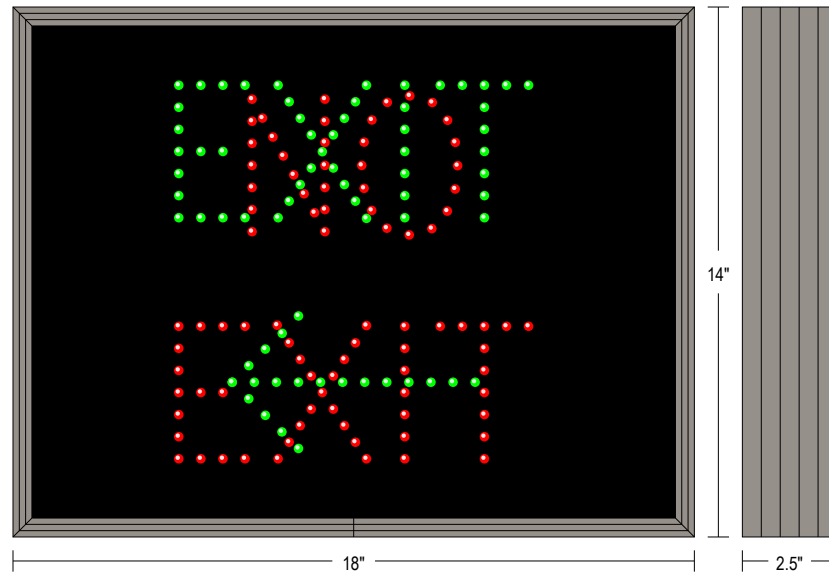
FINISH

Standard Cabinet Color: Duranodic Bronze
Custom colors available upon request



Product View

NOTE: Sign image may not exactly represent the finished product. For illustration purposes only.



MESSAGE	COLOR	HEIGHT	AMPS
EXIT w/ Symbol	Green Wide Angle Oval	3.5"	0.04
NO EXIT	Red Wide Angle Oval	3.5"	0.03

Trans-Tech

4999 Pittsburgh Ave.
Erie, PA 16509
Phone: (888) 811-7010
Fax: (814) 836-8401

Email: sales@transportation-tech.com

Website: www.transportation-tech.com



Proudly Made in the USA