

Direct-View LED Traffic Controller TCL1452GG-E443

PRODUCT NUMBER

21264

CABINET DIMENSIONS

14" H x 52" W x 5.5" D

ILLUMINATION SOURCE

Super bright, wide viewing angle LEDs
Available in green, red, blue, amber, and white LEDs
Messages "blankout" when turned off, eliminating confusion
Long life, solid state lighting

ELECTRICAL

Integrated solid state power supply
Standard Voltage: 120 VAC, Optional Voltages: 9-36 V, 240 VAC, 277 VAC
Maximum amps per lighted message (at 120 V) shown in the table below
UL/CUL approved for wet locations

CONSTRUCTION

Faces: Single Faced Sign
Extrusion (TCL): Mitered 5.5" deep corrosion resistant housing.
Face Material: Impact Resistant, smoked tinted Polycarbonate 1/8" thick.

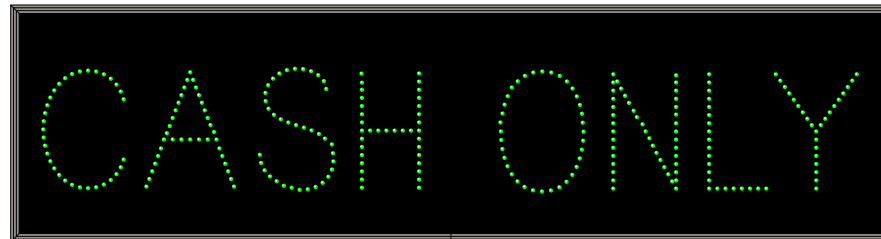
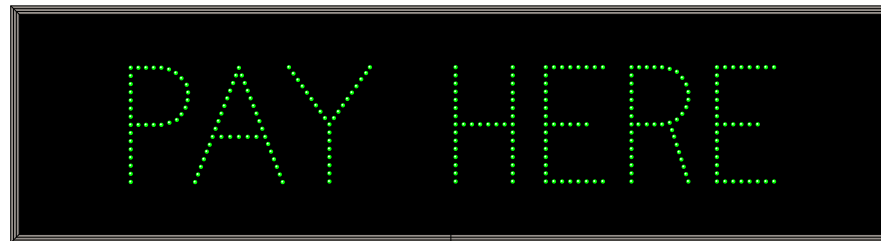
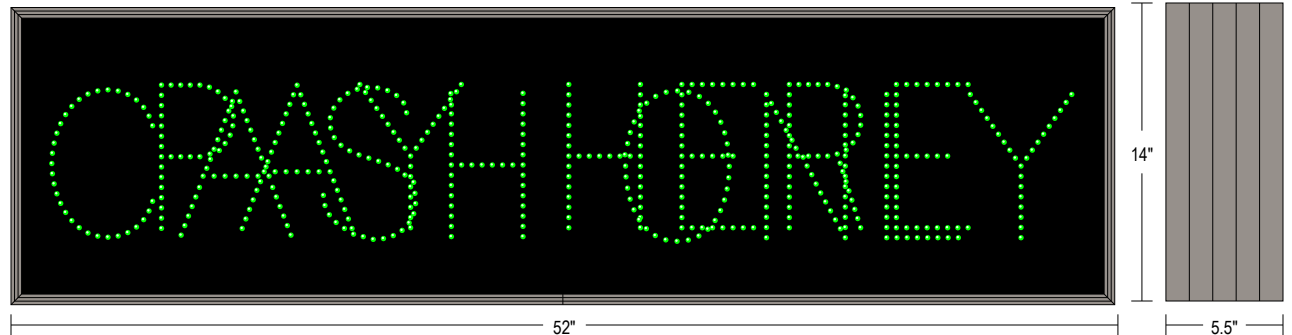
FINISH

Standard Cabinet Color: Duranodic Bronze
Custom colors available upon request



Product View

NOTE: Sign image may not exactly represent the finished product. For illustration purposes only.



| MESSAGE | COLOR | HEIGHT | AMPS |
|-----------|----------------------|--------|------|
| PAY HERE | 30° x 70° Green Oval | 6.75" | 0.10 |
| CASH ONLY | 30° x 70° Green Oval | 6.75" | 0.12 |

Trans-Tech

4999 Pittsburgh Ave.
Erie, PA 16509
Phone: (888) 811-7010
Fax: (814) 836-8401

Email: sales@transportation-tech.com

Website: www.transportation-tech.com



Proudly Made in the USA