

# Ceiling Mount CM42

## PRODUCT NUMBER

1969

## DIMENSIONS

4" H x 42" W x 2" D

## INSTALLATION METHOD

Bolted to ceiling surface with appropriate fasteners.

## SYSTEM USES

Available for all 42" wide signs.

## CONSTRUCTION

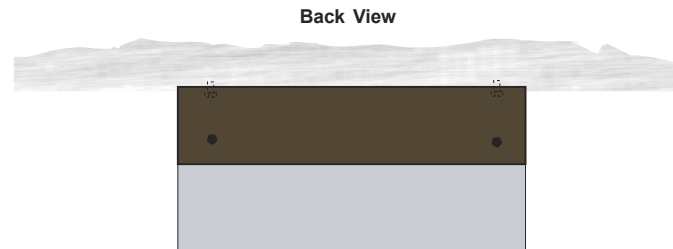
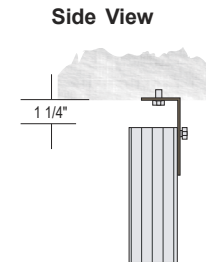
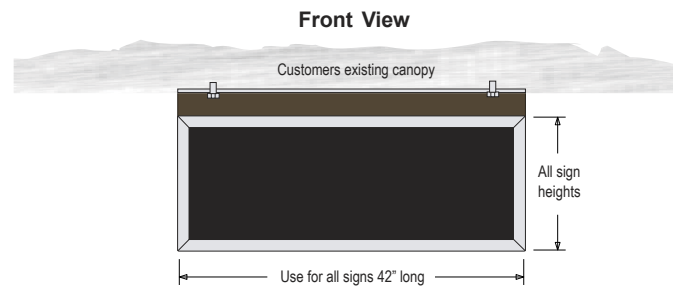
1/8" thick extruded aluminum angle bracket

## FINISH

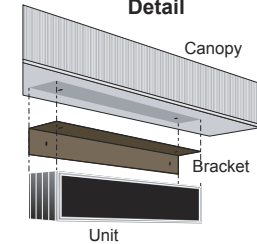
Standard Cabinet Color: Duranodic Bronze  
Custom colors available upon request

# Product View

NOTE: Sign image may not exactly represent the finished product. For illustration purposes only.



## Ceiling Mount-Typical Detail



## Ceiling Mount

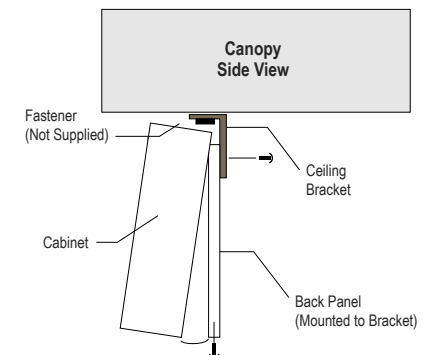
- Remove the back panel.
- Mount the ceiling bracket to the desired surface (*Fasteners Not Supplied*).
- Mount the back panel to the ceiling bracket (*Fasteners Not Supplied*).

**Note:** Make appropriate wiring connections per local codes.



**Note:** Do not over tighten or distort back panel. Hang the cabinet on the top edge of the back panel

- Hinge cabinet back and replace the screws that were removed in step one on the reverse side.



**Trans-Tech**  
4999 Pittsburgh Ave.  
Erie, PA 16509  
Phone: (888) 811-7010  
Fax: (814) 836-8401  
Email: sales@transportation-tech.com  
**Website: www.transportation-tech.com**



Proudly Made in the USA