

Dual Angle 30°/45° Mount DAM1434-30/45

PRODUCT NUMBER

1797

DIMENSIONS

6.75" H x 26" W x 12" D

INSTALLATION METHOD

Bolted to wall surface with appropriate fasteners.

SYSTEM USES

Available for all signs. If sign is larger than 42" in length use double post projection mount with custom cut angled baseplates.

CONSTRUCTION


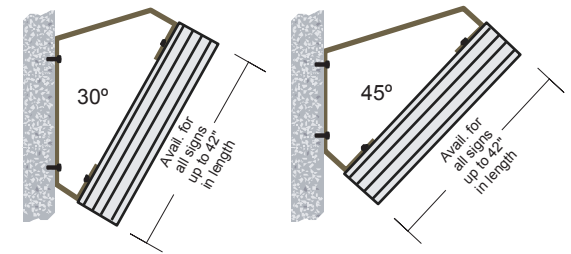

1/8" thick aluminum; single bracket has both 30° and 45° angles. Size dependent upon size.

FINISH

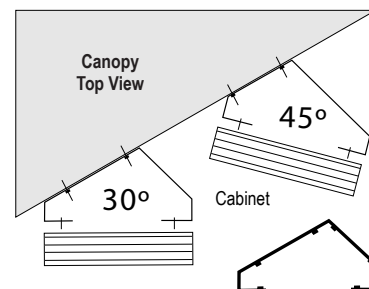
Standard Cabinet Color: Duranodic Bronze
Custom colors available upon request

Product View

NOTE: Sign image may not exactly represent the finished product. For illustration purposes only.



Installation



One bracket, two angles. Custom angles available.

Angle Mount

- Remove the back panel.
- Mount the angle bracket to the desired surface (*Fasteners Not Supplied*).
- Mount the back panel to the angle bracket (*Fasteners Not Supplied*).

Note: Make appropriate wiring connections per local codes.



Note: Do not over tighten or distort back panel. Hang the cabinet on the top edge of the back panel

- Hinge cabinet back and replace the screws that were removed in step one on the reverse side.

Trans-Tech
4999 Pittsburgh Ave.
Erie, PA 16509
Phone: (888) 811-7010
Fax: (814) 836-8401

Email: sales@transportation-tech.com
Website: www.transportation-tech.com



Proudly Made in the USA