

Direct-View LED Traffic Controller TCL2222WW-A320

PRODUCT NUMBER

17907

CABINET DIMENSIONS

22" H x 22" W x 2.5" D

ILLUMINATION SOURCE

Super bright, wide viewing angle LEDs
Available in green, red, blue, amber, and white LEDs
Messages "blankout" when turned off, eliminating confusion
Long life, up to 100,000+ hours

ELECTRICAL

Integrated solid state power supply
Standard Voltage: 120 VAC, Optional Voltages: 9-36 V, 240 VAC, 277 VAC
Maximum amps per lighted message (at 120 V) shown in the table below
UL/CUL approved for wet locations

CONSTRUCTION

Faces: Single Faced Sign
Extrusions (TCL): Slim line continuous, corrosion resistant, aluminum housing 2.5" deep
Face Material: Impact Resistant, smoke tinted Polycarbonate 1/8" thick.



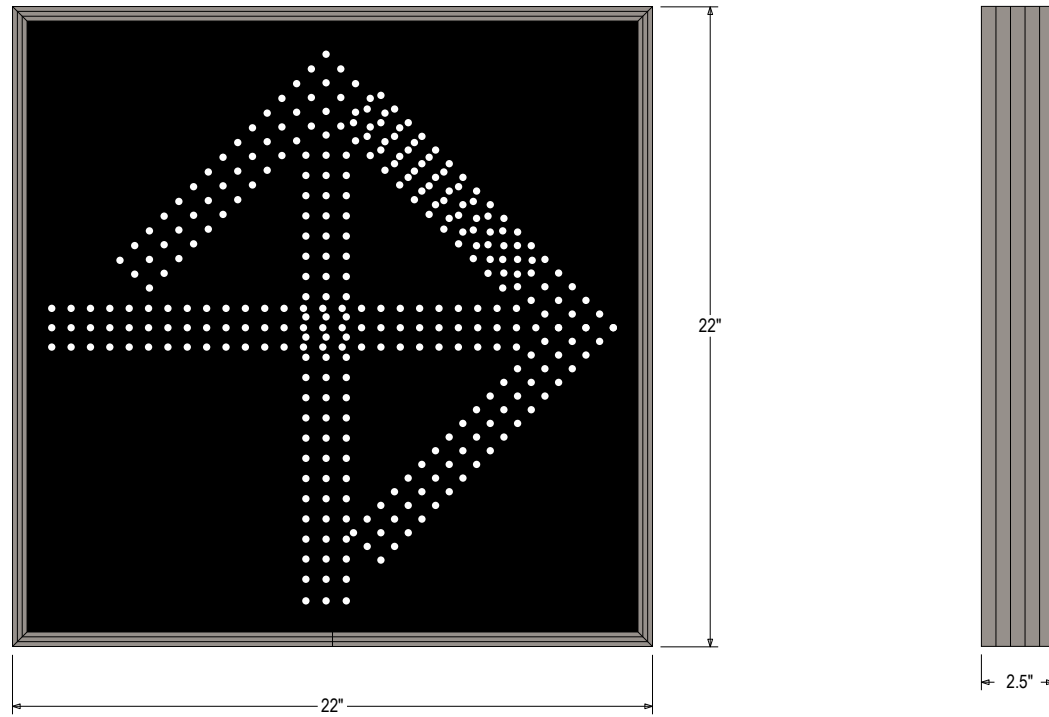
FINISH

Standard Cabinet Color: Duranodic Bronze
Custom colors available upon request



Product View

NOTE: Sign image may not exactly represent the finished product. For illustration purposes only.



MESSAGE	COLOR	HEIGHT	AMPS
UP ARROW	White Round LED	19"	0.05
RIGHT ARROW	White Round LED	16"	0.04

Trans-Tech

4999 Pittsburgh Ave.
Erie, PA 16509
Phone: (888) 811-7010
Fax: (814) 836-8401

Email: sales@transportation-tech.com

Website: www.transportation-tech.com



Proudly Made in the USA