

# DOT LED Sign DOT1765GR-100

## PRODUCT NUMBER

13068

## CABINET DIMENSIONS

17" H x 65" W x 5.5" D



## ILLUMINATION SOURCE

Super bright, narrow viewing angle LEDs  
Available in green, red, blue, amber, and white LEDs  
Messages "blankout" when turned off, eliminating confusion  
Long life, solid state lighting

## ELECTRICAL

Integrated solid state power supply  
Standard Voltage: 120 VAC, Optional Voltages: 9-36 V, 240 VAC, 277 VAC  
Maximum amps per lighted message (at 120 V) shown in the table below  
UL/CUL approved for wet locations

## CONSTRUCTION



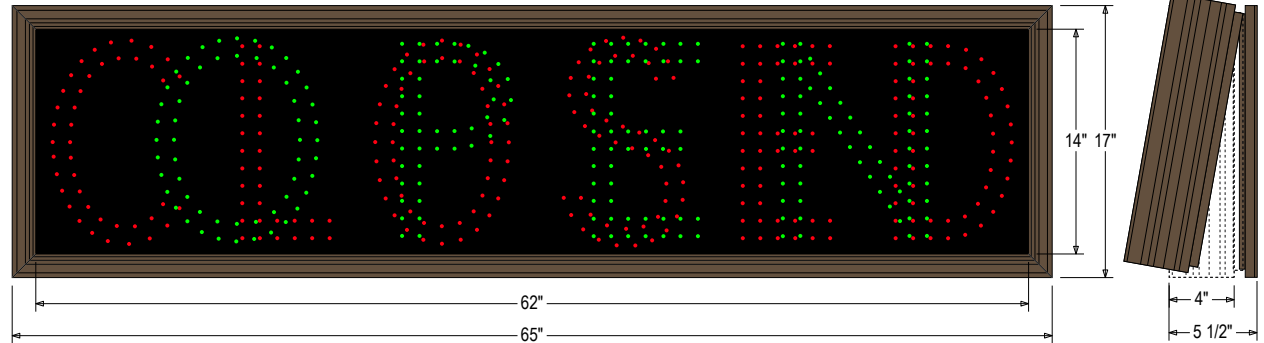
Faces: Single Faced Sign  
Extrusion (550H2): Mitered 5.5" deep aluminum, corrosion resistant housing with continuous hinged front face and .125 aluminum routed panel.  
Face Material: Impact Resistant, smoked tinted Polycarbonate 1/8" thick.  
Also Available w/ Optional Visor

## FINISH

Standard Cabinet Color: Duranodic Bronze  
Custom colors available upon request

## Product View

NOTE: Sign image may not exactly represent the finished product. For illustration purposes only.



MESSAGE	COLOR	HEIGHT	AMPS
OPEN	30° Green Round	12"	0.20
CLOSED	30° Red Round	12"	0.24

## Trans-Tech

4999 Pittsburgh Ave.  
Erie, PA 16509  
Phone: (888) 811-7010  
Fax: (814) 836-8401

Email: [sales@transportation-tech.com](mailto:sales@transportation-tech.com)

Website: [www.transportation-tech.com](http://www.transportation-tech.com)



Proudly Made in the USA

G-221  
R-277